



Sumi Orchid Ltd., Part.
ห้างหุ้นส่วนจำกัด สุมิ ออร์คิด

Company Introduction



Distribute pneumatics, solenoid valve, hand vales, speed control valve, shuttle valve, fitting, safety relief valve, vacuum, pneumatic cylinder, hydraulics, modular valve, pressure control valve, flow control valve, pump, hydraulic cylinder, oil cooler, pressure gauge, silencer, tube, thermometer, brass fitting distribute pneumatics, solenoid valve, hand vales, speed control valve, shuttle valve, fitting, safety relief valve, vacuum, pneumatic cylinder, hydraulics, modular valve, pressure control valve, flow control valve, pump, hydraulic cylinder, oil cooler, pressure gauge, silencer, tube, thermometer, brass fitting.

จำหน่ายอุปกรณ์นิวเมติก,
อุปกรณ์ไฮดรอลิค, ซีล, ท่อ, ข้อต่อ,
กระบอกสูบไฮดรอลิค, ท่ออ่อน,
ข้อต่อไฮดรอลิค, เกจวัดความดัน,
ประกับเพลลา, สายไฮดรอลิค,
ท่อยางอุตสาหกรรม, ข้อต่อลม,
ท่ออ่อนสแตนเลส, ข้อต่อทองเหลือง

Contents

FRL	02-03
VALVE	04-10
Cylinder	11-18
Pneumatic Fitting	19-25
Quick coupler	25-26
Pneumatic Tube	27
Pneumatic Accessories	27-28
New Line	29
Hydraulic Quick Coupler	29

FESTO Series



Model
XOU-1/4

Joint Port Size

G1/8"	G1/4"
G3/8"	G1/2"
G3/4"	G1"



Model
XOFR-1/2

Joint Port Size

G1/8"	G1/4"
G3/8"	G1/2"
G3/4"	G1"



Model
XOR-1/2

Joint Port Size

G1/8"	G1/4"
G3/8"	G1/2"
G3/4"	G1"



Model
XOF-1/2

Joint Port Size

G1/8"	G1/4"
G3/8"	G1/2"
G3/4"	G1"



Model
XOL-1/4

Joint Port Size

G1/8"	G1/4"
G3/8"	G1/2"
G3/4"	G1"



Model
ZDFS

SMC Series



Model
AC2000-01/02

Joint Port Size

01 : G1/8"
02 : G1/4"



Model
AC3000-03/02
AC4000-03/04/06

Joint Port Size

03 : G3/8"
04 : G1/2"
06 : G3/4"



Model
AC5000-06/10

Joint Port Size

06 : G3/4"
10 : G1"



Model
AC2010-01/02

Joint Port Size

01 : G1/8"
02 : G1/4"



Model
AC3010-03/02
AC4010-03/04/06

Joint Port Size

03 : G3/8"
04 : G1/2"
06 : G3/4"



Model
AC5010-06/10

Joint Port Size

06 : G3/4"
10 : G1"



Model
AF2000-01/02

Joint Port Size

01 : G1/8"
02 : G1/4"



Model
AF3000-03/02
AF4000-03/04/06

Joint Port Size

03 : G3/8"
04 : G1/2"
06 : G3/4"



Model
AF5000-06/10

Joint Port Size

06 : G3/4"
10 : G1"



Model
AW2000-01/02

Joint Port Size
01 : G1/8"
02 : G1/4"



Model
AL2000-01/02

Joint Port Size
01 : G1/8"
02 : G1/4"



Model
AW3000-03/02
AW4000-03/04/06

Joint Port Size
03 : G3/8"
04 : G1/2"
06 : G3/4"



Model
AL3000-03/02
AL4000-03/04/06
AL5000-06/10

Joint Port Size
03 : G3/8" 06 : G3/4"
04 : G1/2" 10 : G1"



Model
AW5000-06/10

Joint Port Size
06 : G3/4"
10 : G1"



Model
AR2000-01/02
AR3000-03/02
AR4000-03/04/06
AR5000-06/10

Joint Port Size
01 : G1/8" 04 : G1/2"
02 : G1/4" 06 : G3/4"
03 : G3/8" 10 : G1"

AIRTAC Series



Model
AC Series Regulator
AC1500/2000

Joint Port Size
1500:G1/8"
2000:G1/4"



Model
BC Series Regulator
BC2000/3000/4000

Joint Port Size
2000:G1/4"
3000:G3/8"
4000:G1/2"



Model
AFC Series Regulator
AFC1500/2000

Joint Port Size
1500:G1/8"
2000:G1/4"



Model
BFC Series Regulator
BFC2000/3000/4000

Joint Port Size
2000:G1/4"
3000:G3/8"
4000:G1/2"



Model
AF Series Regulator
AF1500/2000

Joint Port Size
1500:G1/8"
2000:G1/4"



Model
BF Series Regulator
BF2000/3000/4000

Joint Port Size
2000:G1/4"
3000:G3/8"
4000:G1/2"



Model
AR Series Regulator
AR1500/2000

Joint Port Size
1500:G1/8"
2000:G1/4"



Model
BR Series Regulator
BR2000/3000/4000

Joint Port Size
2000:G1/4"
3000:G3/8"
4000:G1/2"



Model
AL Series Regulator
AL1500/2000

Joint Port Size
1500:G1/8"
2000:G1/4"



Model
BL Series Regulator
BL2000/3000/4000

Joint Port Size
2000:G1/4"
3000:G3/8"
4000:G1/2"



Model
AFR Series Regulator
AFR1500/2000

Joint Port Size
1500:G1/8"
2000:G1/4"



Model
BFR Series Regulator
BFR2000/3000/4000

Joint Port Size
2000:G1/4"
3000:G3/8"
4000:G1/2"

VALVE

Solenoid Valve

SLP Series How To Order ?



SLP	--	06	--	<input type="checkbox"/>	--	E2		3L	--	<input type="checkbox"/> S1	--	<input type="checkbox"/> H
SLP Series		Port size		Seal Material		Voltage		Orifice(mm)		Valve Body		Control Style
		06:1/8		Blank: NBR		E1: AC110V		3L:3.0		Blank: Brass		Blank: Normal Close
		08:1/4		V: VITON		E2: AC220V		4L:4.0		S1:SS316		H: Normal Open
		10:3/8		E:EPDM		E3: AC380V		10.5L:10.5				
		15:1/2				E4: DC24V		13L:13.0	} Cance if same with port size			
		20:3/4"				E5: DC12V		20L:20				
		25:1"				E6: AC36V		25L: 25				
		35:1-1/4"				E7: AC24V		35L: 35				
		40:1-1/2"				E8: DC110V		40L: 40				
		50:2"				E9: DC48V		50L:50				
		F: Flange				E10: DC36V						

Order example

* SLP series, 2position, 2port, AC110V, 1/8"port size, Orifice: 3mm, Brass, Normal Close, NBR seal, Model:SLP06E1-3L.

* SLP series, 2position, 2port AC220V, 3/8"port size, Orifice: 13mm, SS316, Normal Open, VITON seal, model:SLP10VE2-13LS1H.

ZS Series How To Order ?



ZS	--	06	--	<input type="checkbox"/>	--	E2		3L	--	<input type="checkbox"/> S2	--	<input type="checkbox"/> H
ZS Series		Port size		Seal Material		Voltage		Orifice(mm)		Valve Body		Control Style
		06:1/8		Blank: NBR		E1: AC110V		2.5L:2.5		Blank: Brass		Blank: Normal Close
		08:1/4		V: VITON		E2: AC220V		3L:3.0		S1:SS316		H: Normal Open
		10:3/8		E:EPDM		E3: AC380V		4L:4.0		S2:SS304		
		15:1/2		G:Silicon Rubber		E4: DC24V		5L:5.0	} Cance if same with port size			
		20:3/4"				E5: DC12V		6L:6.0				
		25:1"				E6: AC36V		7.5L:7.5				
		35:1-1/4"				E7: AC24V		10L:10				
		40:1-1/2"				E8: DC110V		16L:16				
		50:2"				E9: DC48V		20L:20				
		F: Flange				E10: DC36V		25L:25				
								32L:32				
								40L:40				
								50L:50				

Order example

* ZS series, 2position, 2port, AC110V, 1/8"port size, Orifice: 3mm, Brass, Normal Close, NBR seal, Model:ZS06E1-3L.

* ZS series, 2position, 2port AC220V, 3/8"port size, Orifice: 16mm, SS304, Normal Open, VITON seal, model:ZS10VE2-16LS2H.

* Note: 2.5mm only available flying leads coil, other orifice all with DIN connector.

VALVE

Solenoid Valve

ZWP Series How To Order ?



2WP	--	15	--	SL	--	K	--	AC-200V-	T
Valve type Plastic body		Connection pipe size 15-25		Plastic Body		Function type Blank: N/C K:N/O		Voltage	Connection Blank: G Screw Thread T: NPT Screw Thread

Technical Specifications

- *Medium: Water, gas, liquid
- *Mode of action: Substep direct drive lift type
- *Body material: Reinforced Nylon
- *Diaphragm seal, Diaphragm material: NBR
- *Temperature: 0~60°C
- *Pressure: Normally Closed(N/C): 0~7bar
Normally Open(N/O): 0~6bar
- *Protection class: IP65

UD Series How To Order ?



UD	--		--	10	--	E1	
UD Series UDH: High Pressure		Blank: NBR V: VITON		Port Size 06:1/8" 08:1/4" 10:3/8"		E1: AC110V E2: AC220V E3: AC380V E4: DC24V	E5: DC12V E6: AC36V E7: AC24V

Order example

- * UD series 2 position, 2 port, NBR seal, 1/4" port size, orifice 2.5mm, voltage AC220V, Model: ude2-08.
- * UDH High Pressure series, 2 position, 2 port NBR seal, 1/4" port size, orifice 1.2mm. Voltage AC220V, Model: udhe2-08.

VALVE

UWS Series How To Order ?



UWS --
|
UWS:SS304 Series

□ --
|
Blank: NBR
V: VITON

10 --
|
Port Size 20:3/4"
06:1/8" 25:1"
08:1/4" 35:1-1/4"
10:3/8" 40:1-1/2"
10B:3/8" 50:2"
15:1/2"

E1
|
Voltage
E1: AC110V
E2: AC220V
E3: AC380V
E4: DC24V
E5: DC12V
E6: AC36V
E7: AC24V

Order example

* UWS SS304 series, 2 position, 2 port, NBR seal, 1/2" port size, Voltage: AC220V, Model: UWS-15E2.

US Series How To Order ?



US --
|
US Series

□ --
|
Blank: NBR
V: VITON

10 --
|
Port Size 35:1-1/4"
10:3/8" 40:1-1/2"
15:1/2" 50:2"
20:3/4"
25:1"

E1
|
Voltage
E1: AC110V
E2: AC220V
E3: AC380V
E4: DC24V
E5: DC12V
E6: AC36V
E7: AC24V

Order example

* US series, 2 position, 2 port, NBR seal, 3/8" port size, Voltage: AC220V, Model: US-15E2.

EDF Series How To Order ?



EDF --
|
EDF: Brass valve Body
EDF: Stainless Steel
Valve Body

15 --
|
Port Size
15:1/2"
20:3/4"
25:1"
35:1-1/4"
40:1-1/2"
50:2"

--
|
65F: Flange 4 holes, Φ 17.5 orifice, Φ 145 hole distance.
80F: Flange 4 holes, Φ 17.5 orifice, Φ 160 hole distance.
100F: Flange 8 holes, Φ 17.5 orifice, Φ 180 hole distance.
150F: Flange 8 holes, Φ 22 orifice, Φ 240 hole distance.

E2
|
Voltage
E2: AC220V
E4: DC24V

Order example

* EDF Series, Brass Valve Body, 2 position, 2 port, Port Size: 1/2", Voltage: AC220V, Model: EDF-15E2

* EDFS Series, Stainless Steel Valve Body, 2 port, Port Size: 1-1/4", Voltage: DC24V, Model: EDFS-3SE4

VALVE

Solenoid Valve

SLG Series **How To Order ?**



SLG5404
|
SLG5404 Series

15 --
|
Port size
15:1/2"
20:3/4"
25:1"

E1 --
|
E1: AC110V
E2: AC220V
E3: AC380V
E4: DC24V
E5: DC12V
E7: AC24V

D
|
Blank: Flying Leads Type
D: DIN Connector

Order example

*SLG5404 series, 1/2" port size, flying leads coil, voltage: AC220V, Model: SLG5404-15E2.

UW Series **How To Order ?**



UW --
|
UW Series

Blank: NBR
V: VITON

06 --
|
Port size
06:1/8" 08:1/4"
10:3/8" 15:1/2"
20:3/4" 25:1"
35:1-1/4" 40:1-1/2"
50:2"

E1
|
Voltage
E1: AC110V
E2: AC220V
E3: AC380V
E4: DC24V
E5: DC12V
E6: AC36V
E7: AC24V

Order example

*UW series, 2 position, 2 port, NBR seal, 1/2" port size, voltage: AC220V, Model: UW-15E2.

VALVE

Angel Valve



Ball Valve



VALVE

V Valve



Model

4V110-06
4V210-06/08
4V310-08/10
4V410-15



Model

4V120-06
4V220-06/08
4V320-08/10
4V420-15



Model

4V130C/P/E-06
4V230C/P/E-06/08
4V330C/P/E-08/10
4V430C/P/E-15



Model

4M110-06
4M210-06/08
4M310-08/10
4M410-15



Model

4M120-06
4M220-06/08
4M320-08/10
4M420-15



Model

4M130C/P/E-06
4M230C/P/E-06/08
4M330C/P/E-08/10
4M430C/P/E-15



Model

4A110-06
4A210-06/08
4A310-08/10
4A410-15



Model

4A120-06
4A220-06/08
4A320-08/10
4A320-15



Model

4A130C/P/E-06
4A230C/P/E-06/08
4A330C/P/E-08/10
4A430C/P/E-15



Model

100-400M



Model

Coils



Model

Guide Head

VALVE

Machine Valve & Other Valve



3R-1



TSV-1



4H-1



HV-1



4HV-2



4F210-08



MSV-2



JM-05



ASC-08



QE-02



ST-02




MV-03

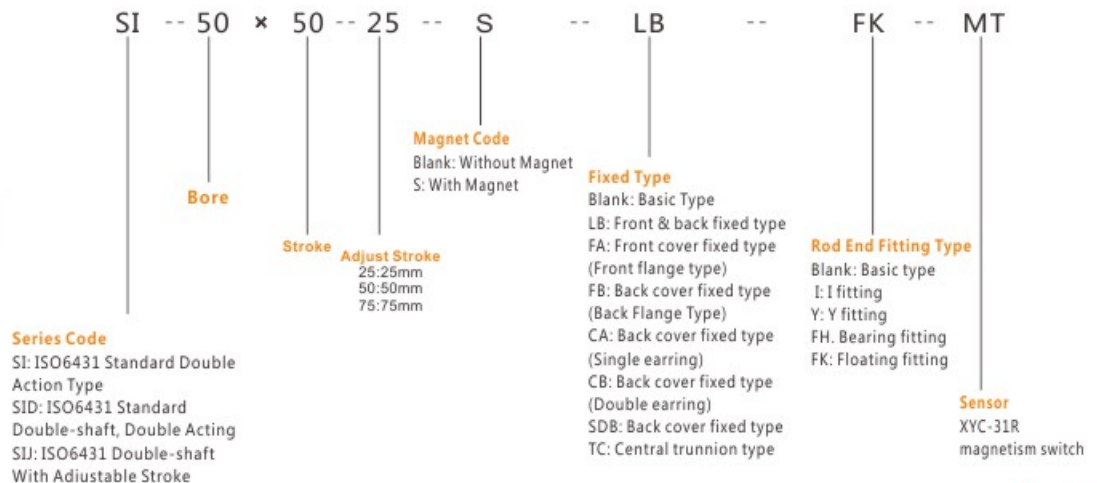
CYLINDER

Kinds of Cylinder

DNC Series How To Order ?



SI Series How To Order ?




CYLINDER

Kinds of Cylinder

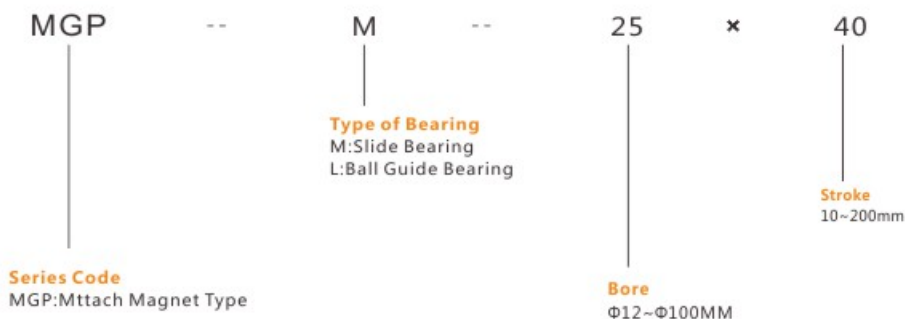
SC Series

How To Order ?



MGP Series

How To Order ?



CYLINDER

Kinds of Cylinder

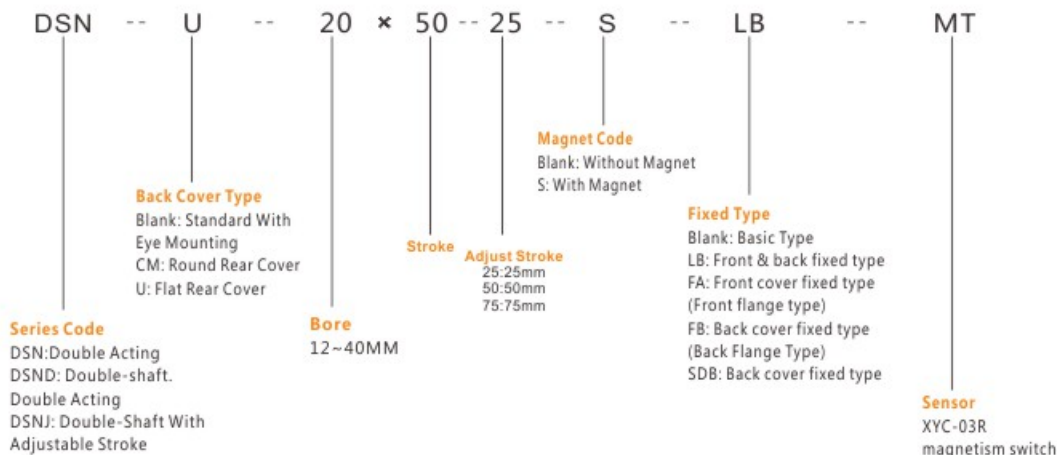
CM Series

How To Order ?



DSN Series

How To Order ?



CYLINDER

MA Series

How To Order ?



MA	--	U	--	20	×	50	--	25	--	S	--	LB	--	MT
Series Code MA: Double Action Type MSA: Single Extrusion Type MAD: Double-Shaft Double Action Type MACD: Double-Shaft Double Action Damping Type MAC: With Buffer Type MAJ: double-shaft Adjustable Stroke Type		Back Cover Type Blank: Standard With Eye Mounting CM: Round Rear Cover U: Flat Rear Cover		Bore 16~40MM		Stroke		Adjust Stroke 0~100mm		Magnet Code Blank: Without Magnet S: With Magnet		Fixed Type Blank: Basic Type LB: Front & back fixed type FA: Front cover fixed type (Front flange type) SDB: Back cover fixed type U: Back Cover Fixed Type		Sensor XYC-03R magnetism switch Sensor bend

MAL Series

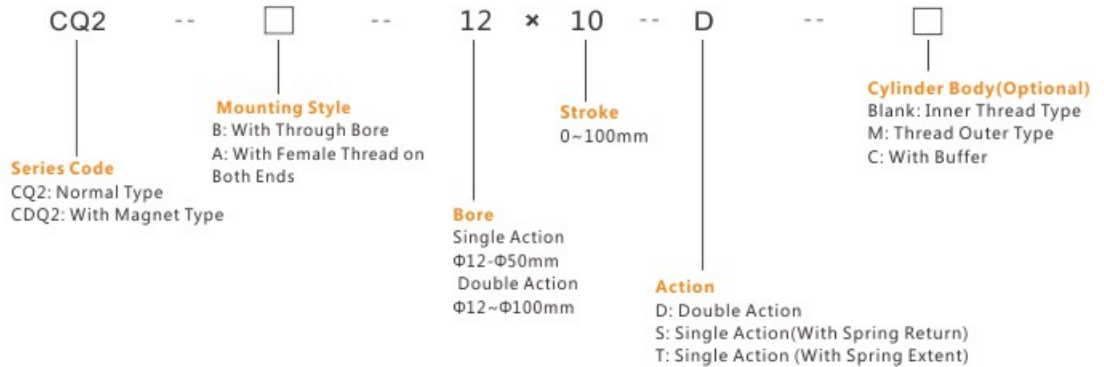
How To Order ?



MAL	--	U	--	20	×	50	--	25	--	S	--	LB	--	MT
Series Code MAL: Double Action Type MSAL: Single Extrusion Type MALD: Double-shaft Double Action Type MAC: With Buffer Type MAJ: Double-shaft & Adjustable Stroke Type		Back Cover Type Blank: Standard With Eye Mounting CM: Round Rear Cover U: Flat Rear Cover		Bore 16~40MM		Stroke		Adjust Stroke 0~100mm		Magnet Code Blank: Without Magnet S: With Magnet		Fixed Type Blank: Basic Type LB: Front & back fixed type FA: Front cover fixed type (Front flange type) SDB: Back cover fixed type		Sensor XYC-03R magnetism switch Sensor bend

CYLINDER

CQ2B Series How To Order ?

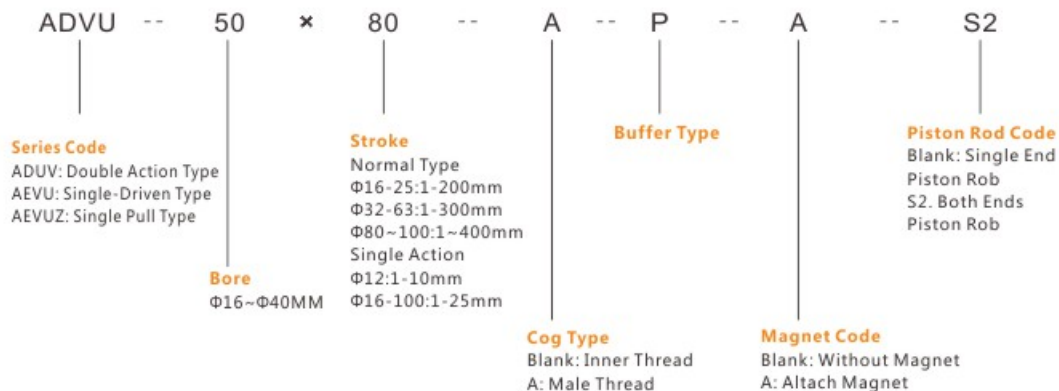


SDA Series How To Order ?




CYLINDER

ADVU Series How To Order ?



TN

Product details



CYLINDER

Accessories of Cylinder



LB Foot Bracket



CA Single Earring



CB Double Earring



SDB Back Cover Fixed Type



ISO-FA/FB Flange



ISO-TC Central Trunnion



ISO-Y Joint



ISO-I Joint



ISO-UJ Float Joint



ISO-PHS



LB



FA/FB



CA



CB



Y/I



TC

CYLINDER

Accessories of Cylinder



TC-M



M-UJ



M-PHS



M-FA / M-FA-A



M-LB



M-SDB



M-Y / M-I



M-U



Magnetic switch - XYC - 03



Magnetic switch - XYC - 11



Magnetic switch - XYC - 21



Magnetic switch - XYC - 31



SC jig



SU jig



SI jig



Steel strip products

Pneumatic Fitting

Plastic One Touch Fitting



PC



POC



PCF



PT



PST



PWT



PL



PLN



PLL



PLF



PLM



PKB



PM



PH



PHF



PXT



PHT(2)



PHT(3)



PU



PV



PE



PY



PP



PPF



PK



PGJ



PYJ



PDJ



PBJ



PLJ

Pneumatic Fitting

Plastic One Touch Fitting



PKJ



PC-G



POC-G



PT-G



PST-G



PWT-G



PL-G



PLN-G



PLL-G



PKB-G



PH-G



PXT-G



PTH(2)-G



PTH(3)-G



SC



SC-G



SU



SCA



SCA-G



HVFF



PC-C



POC-C



PL-C



PLL-C



PD-C



PB-C



PE-C



PV-C



PU-C



PY-C

Pneumatic Fitting

Metal One-touch Fitting



MPC



MPOC



MPCF



MPL



MPLF



MPB



MPD



MPZR



MPH



MSC



MPM



MPU



MPV



MPE



MPZ

Quick Connector



RPC



RPCF



RPL



RPLF



RPD



RPB



RPZR



RSL



RPH



RPU



RPV



RPE



RPZA



RPG



RPM

Pneumatic Fitting

Compression Fitting



KPC



KPCF



KPL



KPLF



KPB



KPV



KSC



KPU



KPE



KPM



KPEG



KPU



KPZA



KPH



KPD

SS Fitting



SPC



SPOC



SPCF



SPV



SPL



SPGJ



SPM



SPU



SPLF



SPE



MC



ME



U



UT



MBT

Pneumatic Fitting

European Brass Fitting



PO



POH



POHH



PZ



PRMF



POF



PSF



PSMF



PSM



PHTM



PHTF



PBB



PEL



PFL



PEFL



PLB



PMT



PSMT



PSFT



PFT



PMST



PMMT



PFC



PFCT



PTB



PMFM



PYT



PYF



PMF



PMX

Pneumatic Fitting

USA Style Brass Fitting



3150



3152



3153



3325



3300



440



441



42



49



55



123



125



126



129



274



288



296



60



61



62



68



69



1362



1368



1460



1462



1468



1471



60RB



68RBSG

Quick Coupler

USA Type



European Type



Quick Coupler

German Type



Japan Type



Camlock



Pneumatic Tube

Quick Coupler/Clamp



Ger Clamp



Euro Clamp



USA Clamp

Tube



PU Tube



Nylon Tube



Air Hose



PTFE



PE Tube



PVC Transparent Reinforced Hose



PVC Steel Wire Reinforced Hose



Garden Hose



Reinforced Gas Hose



TUBE CUTTER

Hose



PU Spring Hose



Air Brake Coils

Pneumatic Accessories/Muffler



BESL



B



C



D



V



SD



SC



SCQ



SU



PSU

Pneumatic Accessories

Air Gun



PAG-01



PAG-02



PAG-03



PAG-04



PAG-05



PAG-06



WG-01



WG-02

Different Combinations and Packages



Kit-1



Kit-2



Kit-3



Kit-4

Pressure Gauge



PG801



PG802



PG803



PG804



PG805



PG806



PG807



PG808



PG809



PG8010



PG811



PG812


Hydraulic Quick Coupler

Hydraulic Quick Coupler



New Line





Add: 527/12, Wongsawang Rd., Bangsue, Bangkok 10800

527/12, ถนนวงศ์สว่าง แขวงบางซื่อ เขตบางซื่อ กรุงเทพฯ 10800

Tel. : (66) 0-2912-2346-9, 0-2556-1181-5

Fax : (66) 0-2913-2670, 0-2556-1186

[Http://www.sumi-orchid.com](http://www.sumi-orchid.com)

E-mail:pichet-19@hotmail.com

Line ID : sumiorchid